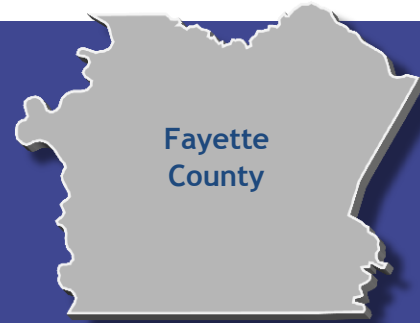


Fayette County

Hospital Admissions

for Fayette County Residents in FY 2015



Hospital admissions

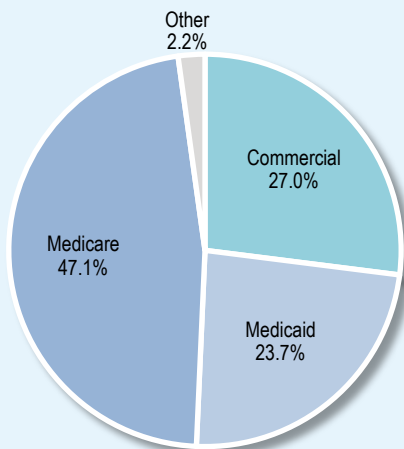
14,574 Fayette County residents (10.9%) were admitted to a PA hospital in FY 2015. Statewide, the percentage was 9.0%.

Some patients were admitted several times during the year, so the total number of hospital admissions for Fayette County residents was 21,690.

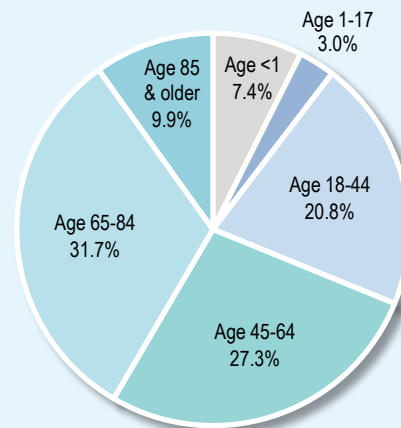
Where were residents hospitalized? (top 5 by number of admissions)

Hospital Name	Number of Admissions	Percent of Admissions
Uniontown	8,875	40.9%
UPMC Presby Shadyside	2,187	10.1%
Monongahela Valley	2,002	9.2%
Highlands	1,997	9.2%
Jefferson	1,324	6.1%

Hospital admissions by anticipated payer



Hospital admissions by age



Statewide, the percentages were:

Medicare	44.9%
Medicaid	18.4%
Commercial	33.4%
Other*	3.3%

* Includes other government, self-pay, and unknown payer.

PA Health Care Cost Containment Council



Research Briefs

Statewide, the percentages were:

Age<1	9.0%
1-17	3.6%
18-44	22.0%
45-64	25.5%
65-84	29.4%
85 & older	10.4%

Hospitalization rates for chronic conditions and county rankings

Condition ¹	Hospitalization Rate ²		County Rank ³
	State	County	
Diabetes	21.5	29.4	66th
Heart Failure	40.9	66.9	65th
COPD ⁴ or Asthma (<i>ages 40 or older</i>)	50.2	92.4	62nd
Bacterial Pneumonia	24.9	44.5	59th
Asthma (<i>ages 18 to 39</i>)	6.0	7.5	64th

¹ These conditions were defined using the Prevention Quality Indicators developed by the Agency for Healthcare Research and Quality (www.qualityindicators.ahrq.gov).

² Per 10,000 residents.

³ Rankings are 1-67, where 1 is lowest (best) hospitalization rate. Higher rank might be dependent on population differences among counties (an older population, for example). Rates were not adjusted for population differences so that important effects of these patient characteristics were not masked by such adjustment. Note that 19.4% of Fayette County residents were age 65 or older; statewide the percentage was 16.0%.

⁴ Chronic Obstructive Pulmonary Disease

Medicare payments

One way to examine health care resource use is to look at Medicare spending. The following table shows the average amount Medicare spent per beneficiary in calendar year 2014.

	All Pennsylvania	Fayette County
Average Medicare spending per beneficiary for all services	\$9,692	\$9,002
Average Medicare spending per beneficiary for inpatient services	\$3,304	\$2,867

These figures reflect actual (unadjusted) overall spending by the Medicare program for all Medicare fee-for-service beneficiaries regardless of age. "All services" includes hospital admissions, outpatient care, home health, hospice, etc. "Inpatient services" includes hospital admissions to inpatient acute care hospitals paid under the Prospective Payment System, critical access hospitals, inpatient psychiatric facilities, and psychiatric hospitals. In 2014, Fayette County had 31,591 Medicare beneficiaries, of which 12,706 were in the fee-for-service program, and 2,217 of these were admitted to the hospital at least once during 2014.

Data source: The Centers for Medicare & Medicaid Services (CMS) Geographic Variation Public Use File (www.cms.gov).

About PHC4

Created by the PA General Assembly in 1986, the PA Health Care Cost Containment Council (PHC4) is an independent state agency charged with collecting, analyzing and reporting information that can be used to improve the quality and restrain the cost of health care in the state. Today, PHC4 is a recognized national leader in public health care reporting. More than 840,000 public reports on patient treatment results are downloaded from the PHC4 website each year, and nearly 100 organizations and individuals annually utilize PHC4's special requests process to access and use data. PHC4 is governed by a 25-member board of directors, representing business, labor, consumers, health care providers, insurers and state government.

Joe Martin, Executive Director
225 Market Street, Suite 400, Harrisburg, PA 17101
717-232-6787 • www.phc4.org

